

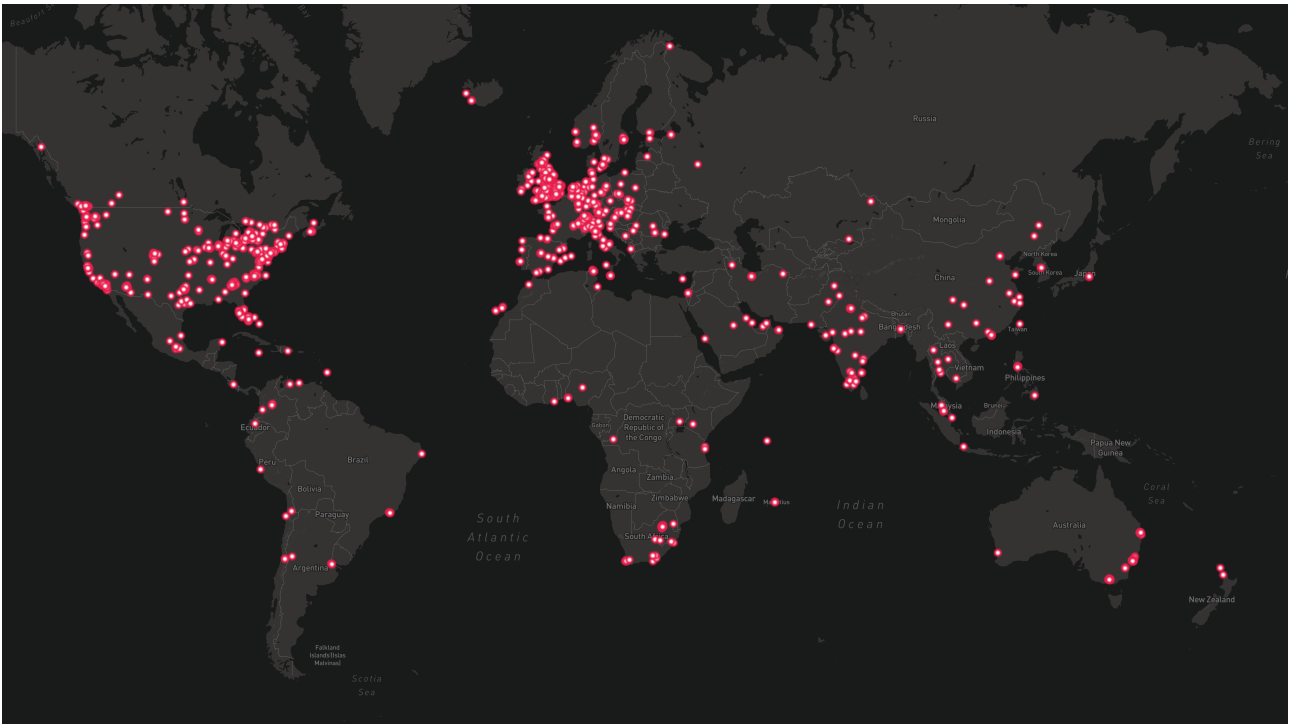
Online Collaborative Learning Solution

Bramble merges the audio and video elements from best-in-class software like FaceTime and Skype with a highly interactive whiteboard that allows real-time sketching, sharing and annotation of resources – ranging from diagrams and graphs to past papers and essays. Better yet, every session is recorded in full so that the student can review it at anytime. Key features include:

- **One-Click Access Across Devices** – no need to download anything, students can instantly connect to a session by simply clicking the link to their tutor’s room on their laptop, tablet or mobile.
- **Truly Real-Time** – everything the tutor or student does in the notebook is immediately transmitted to the other user. This enables them to become fully immersed in the tutoring, as evidenced by Bramble tutoring sessions often lasting for two or even three hours at a time (session length can be limited, if required).
- **Simple & Elegant** – in the iPhone age, students expect the software they use to look good, work well and be easy to learn. Bramble is able to achieve that by focussing on the fundamental building blocks of a great tutoring experience, whilst providing the flexibility to teach different subjects in different ways.
- **Real-Time Transcription** – speech-to-text functionality helps to make online tutoring more accessible to students with hearing impairments.
- **Real-Time Translation** – near-instant translation of spoken English into text in a number of languages including Spanish, French and German helps to make online tutoring more accessible to students for whom English is a second language.
- **Smart Playback** – Bramble sessions are recorded in a format that is 10x more efficient than video. Not only does that save on storage, it makes streaming much faster and supports additional features. Smart Playback automatically analyses a session recording and removes the silences, whilst speeding up what happens on screen. This distills the session, helping the student to review their learning more efficiently. They can also control playback speed.
- **AI Synopsis** – it can be difficult for students to remember when they covered a particular concept in a tutoring session. AI Synopsis automatically tags every session with it’s most spoken terms. At a glance, students can see exactly what they covered in a session so they can easily identify which session they want to review.
- **Reporting Dashboard** – the reporting dashboard tracks every session that takes place on Bramble, supporting analysis at every level. The reports tab shows the total hours of tutoring used by each student in any given time period. The sessions tab shows the time, date and duration of each session along with the AI Synopsis and a playback and PDF link so that administrators can review any session at anytime.
- **Flexible API** – the Bramble REST API makes it easy to pass data on users and sessions to and from Student Information Systems.

Gallery

Map showing Bramble's global usage



Bramble's user interface explained

1 Click to **upload any image, PDF or photo** from your device into the notebook. It's also possible to copy and paste screenshots or images from the web into the notebook.

2 This icon shows the currently selected tool. Click to cycle through: **draw**-> **type**-> **erase**

3 Click to **change color**

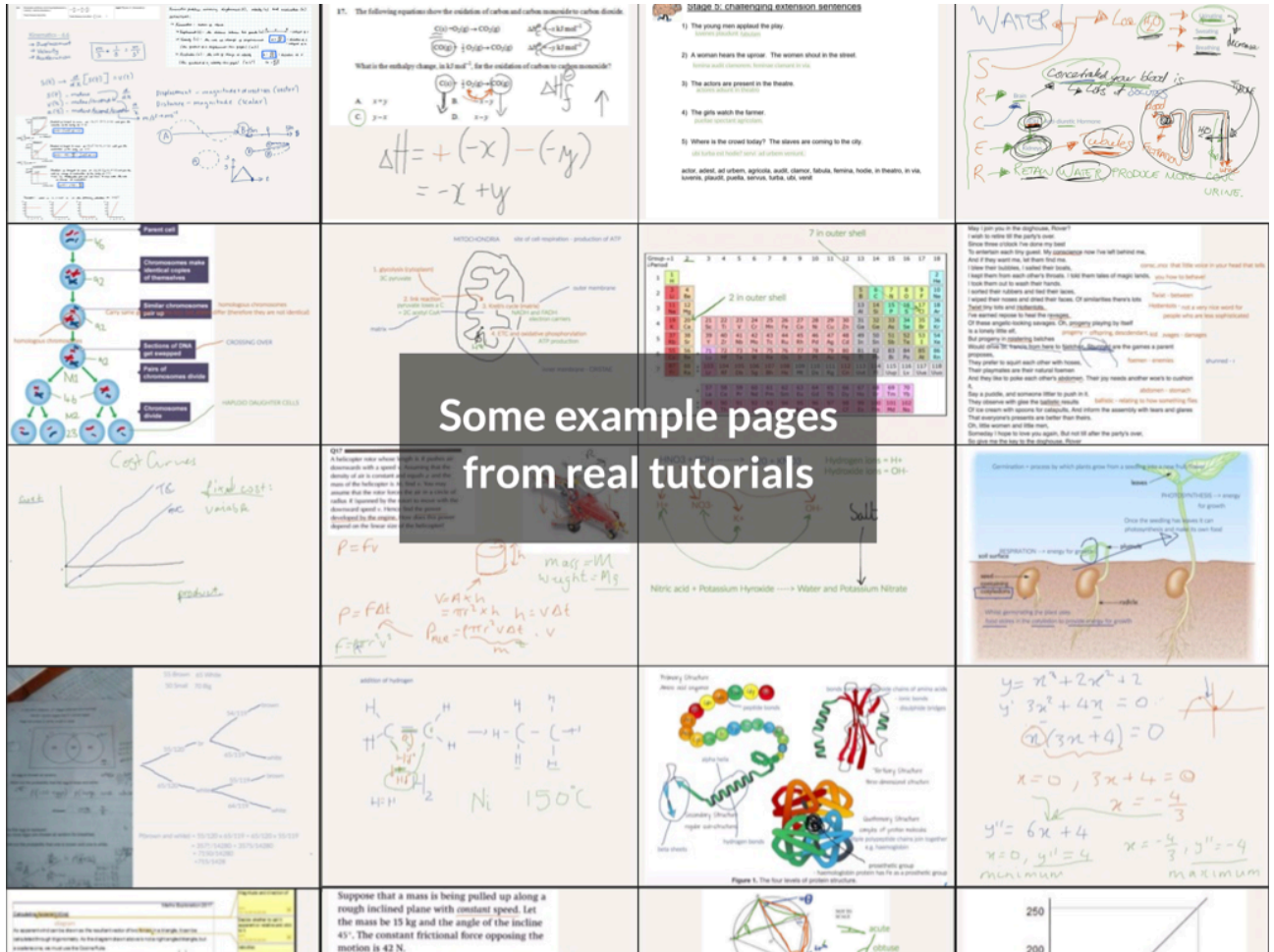
4 Enter **webcam mode** or **take a snapshot**

5 Info Undo Redo

6 **Export** clears the notebook and sends the tutor and student a **PDF copy** of their notes from the session

Previous Page Next Page

Example pages taken from sessions on Bramble showing a variety of subjects and teaching styles.



Larger example page taken from a Math session taught on Bramble

6.6 Kinematic problems involving displacement, velocity v and acceleration a .

Total distance travelled: $\int |v| dt$

Appl: Physics 2.1 (kinematics).

Kinematics - 6.6

- Displacement
- Velocity
- Acceleration

$$\frac{m}{s} = \frac{1}{s} = \frac{m}{s^2}$$

DEFINITIONS:

- Kinematics - motion of objects
- ↳ Displacement (s) - the distance between two points (m) $\frac{A}{B} \frac{s}{s} = \text{integral of } v$
- ↳ Velocity (v) - the rate of change of displacement $v = \frac{ds}{dt}$ = derivative of s (the gradient of a displacement-time graph) (m/s)
- ↳ Acceleration (a) - the rate of change of velocity $a = \frac{dv}{dt}$ = derivative of v (the gradient of a velocity-time graph) (m/s²)

$s(t) \rightarrow \frac{d}{dt} [s(t)] = v(t)$

$s(t)$ - metres

$v(t)$ - metres/second

$a(t)$ - metres/second/second

Displacement - magnitude + direction (vector)

Distance - magnitude (scalar)

$m/s^2 \rightarrow ms^{-2}$

Example: what is s , v and a in the following situations at $t=2$?

Larger example page taken from an English session taught on Bramble

One Art

BY ELIZABETH BISHOP

11 The art of losing isn't hard to master; a
 10 so many things seem filled with the intent b
 11 to be lost that their loss is no disaster. a

Lose something every day. Accept the fluster a
 of lost door keys, the hour badly spent. b
 The art of losing isn't hard to master. a

Then practice losing farther, losing faster: a
 places, and names, and where it was you meant b
 to travel. None of these will bring disaster. a

I lost my mother's watch. And look! my last, or a
 next-to-last, of three loved houses went. b
 The art of losing isn't hard to master. a

I lost two cities, lovely ones. And, vaster, a
 some realms I owned, two rivers, a continent. a
 I miss them, but it wasn't a disaster. a

—Even losing you (the joking voice, a gesture a
 I love) I shan't have lied. It's evident b
 the art of losing's not too hard to master a
 though it may look like (Write it!) like disaster. a

Villanelle: 5 tercets (3-line stanzas), and one quatrain (4-line stanza), with ABA rhymes.

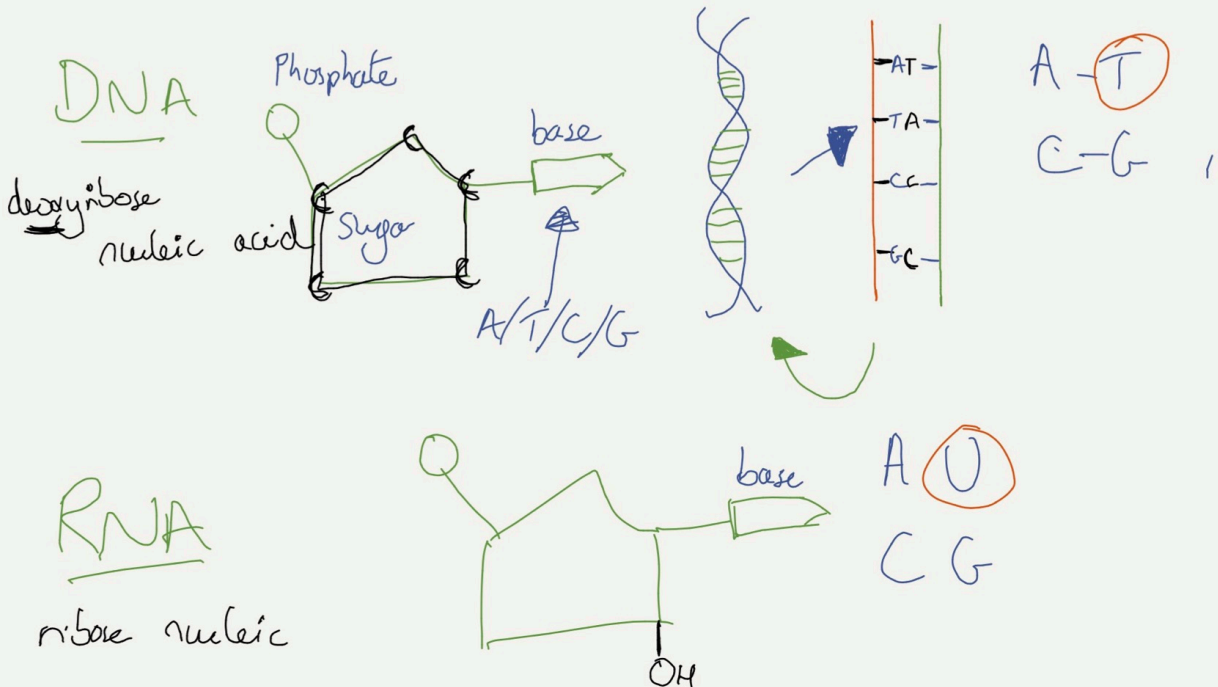
Irregular iambic pentameter

Metapoetics: the poet is aware that they are writing a poem, and makes the reader aware.

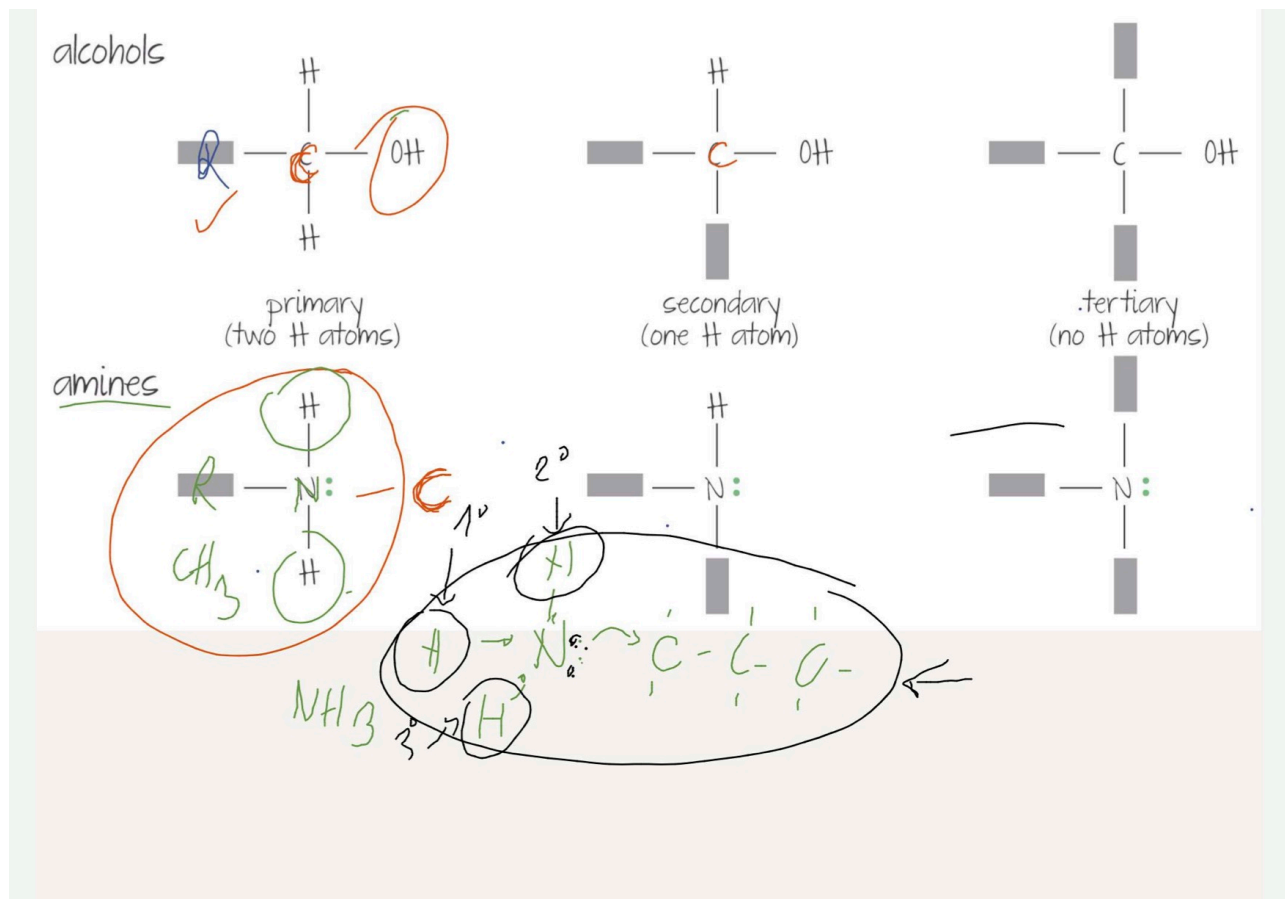
Gradation

It's hard to master the emotional aspect of loss.

Larger example page taken from a Biology session taught on Bramble



Larger example page taken from a Chemistry session taught on Bramble

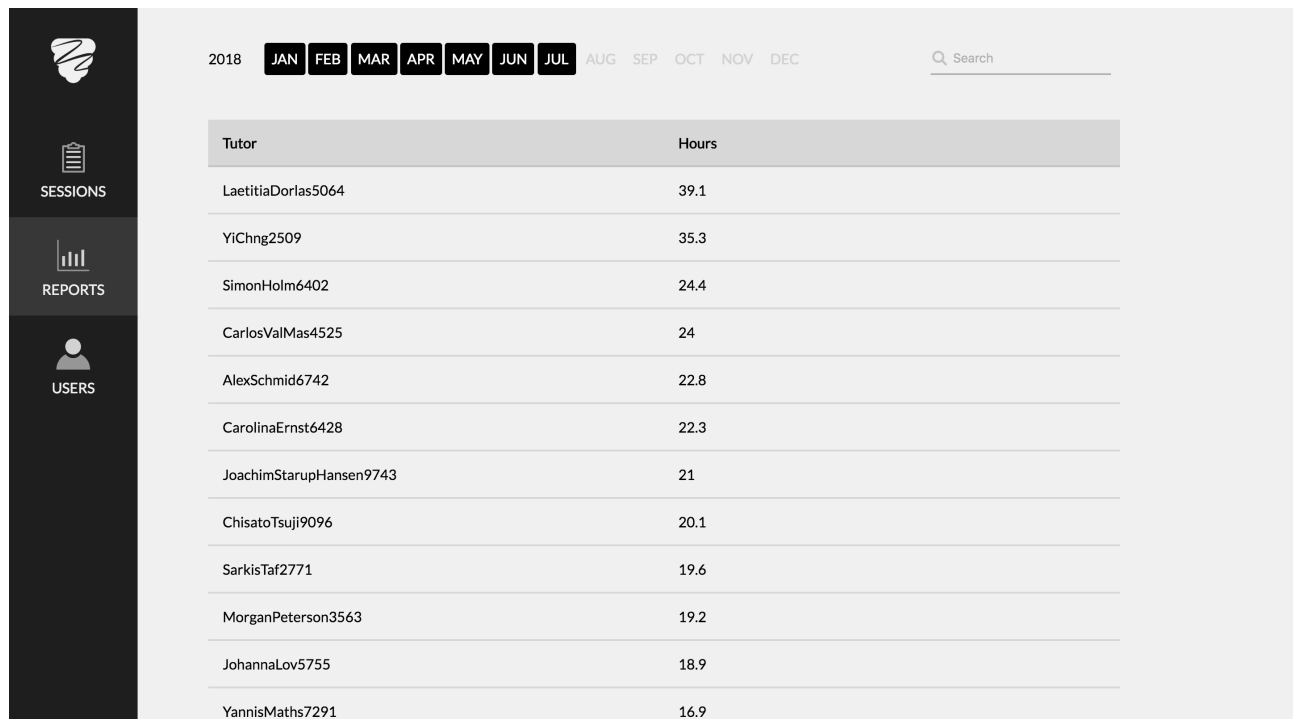


Student revision library shows past sessions tagged with AI Synopsis of most spoken terms

SESSIONS

<p>01-05-2018 #24946</p> <p>49 minutes 19:00 - 19:50</p>	<p>09-06-2018 #28070</p> <p>64 minutes 10:01 - 11:05</p>	<p>10-05-2018 #25781</p> <p>57 minutes 18:31 - 19:29</p>	<p>14-05-2018 #26020</p> <p>205 minutes 00:04 - 03:28</p>
<p>15-05-2018 #26202</p> <p>96 minutes 19:28 - 21:05</p>	<p>24-06-2018 #28742</p> <p>94 minutes 14:25 - 15:59</p>		

Reporting dashboard for administrators shows how many hours of tutoring students have received



The dashboard displays a table of tutoring hours for the year 2018. The interface includes a sidebar with navigation options: SESSIONS, REPORTS, and USERS. The main content area shows a table with columns for Tutor and Hours. The data is as follows:

Tutor	Hours
LaetitiaDorlas5064	39.1
YiChng2509	35.3
SimonHolm6402	24.4
CarlosValMas4525	24
AlexSchmid6742	22.8
CarolinaErnst6428	22.3
JoachimStarupHansen9743	21
ChisatoTsuji9096	20.1
SarkisTaf2771	19.6
MorganPeterson3563	19.2
JohannaLov5755	18.9
YannisMaths7291	16.9

Further Resources

[Bramble Intro Video](#)

[Bramble Walkthrough Video](#)

[Bramble Help Center](#)

[AI Synopsis](#)

[Smart Playback](#)