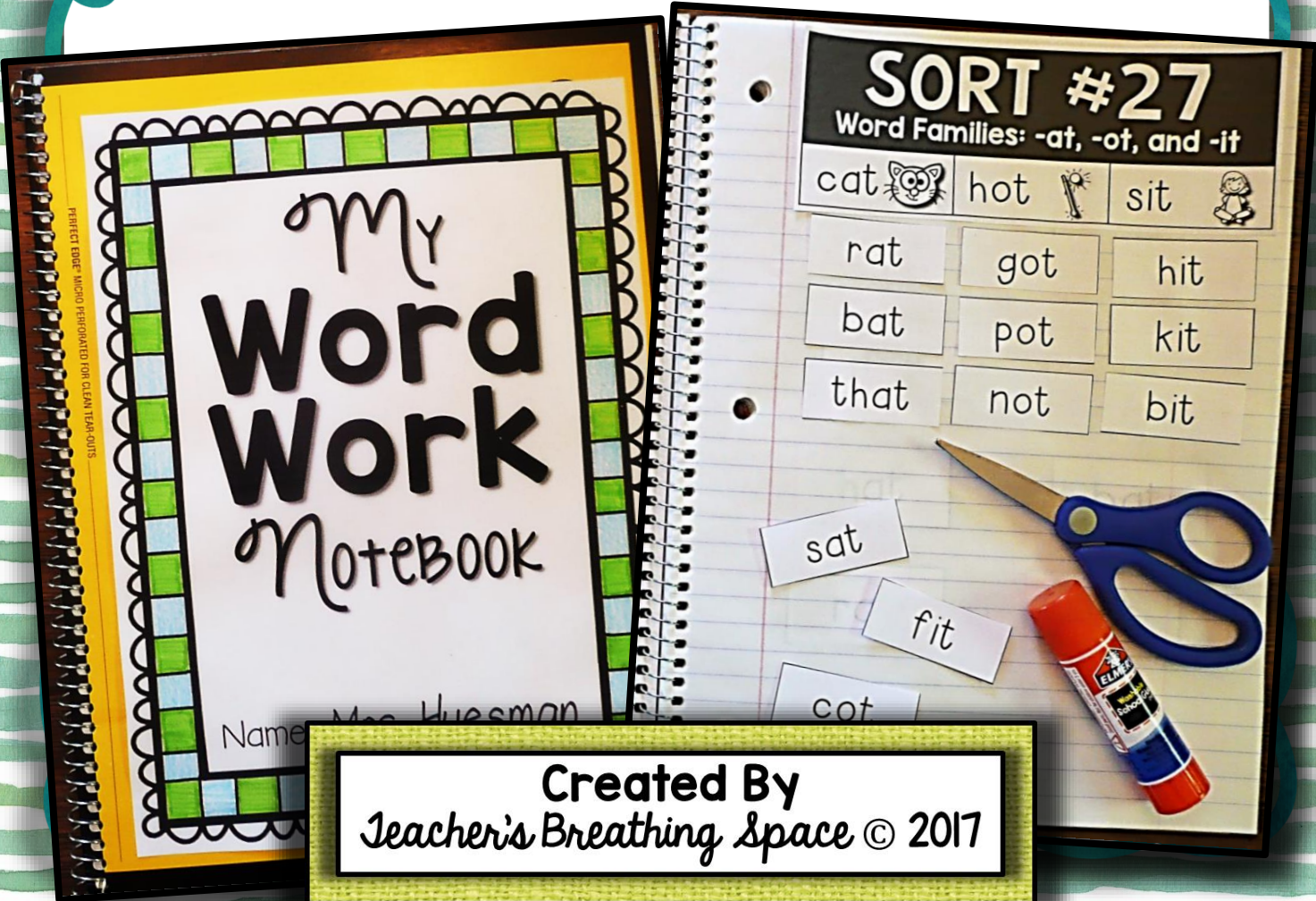


WORDS THEIR WAY

Syllables & Affixes Spellers

WORD SORT NOTEBOOK


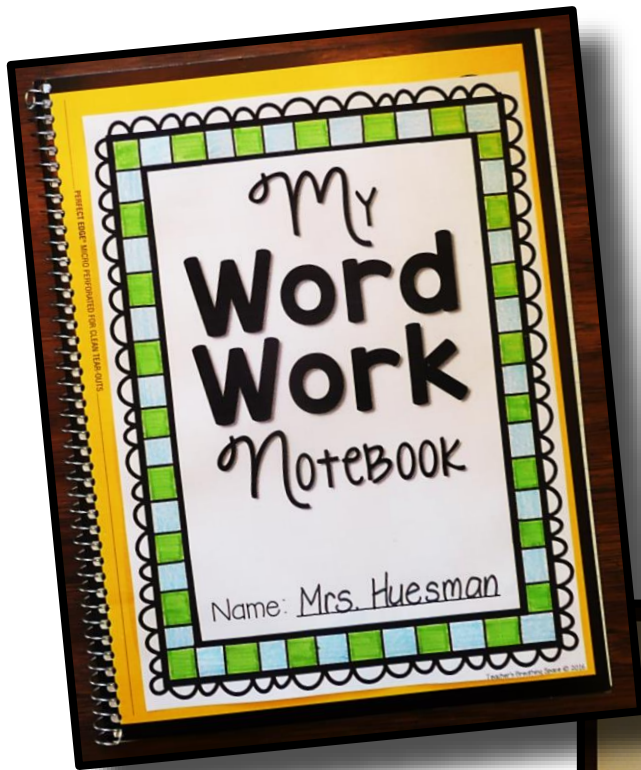


Created By
Teacher's Breathing Space © 2017

INSTRUCTIONS:

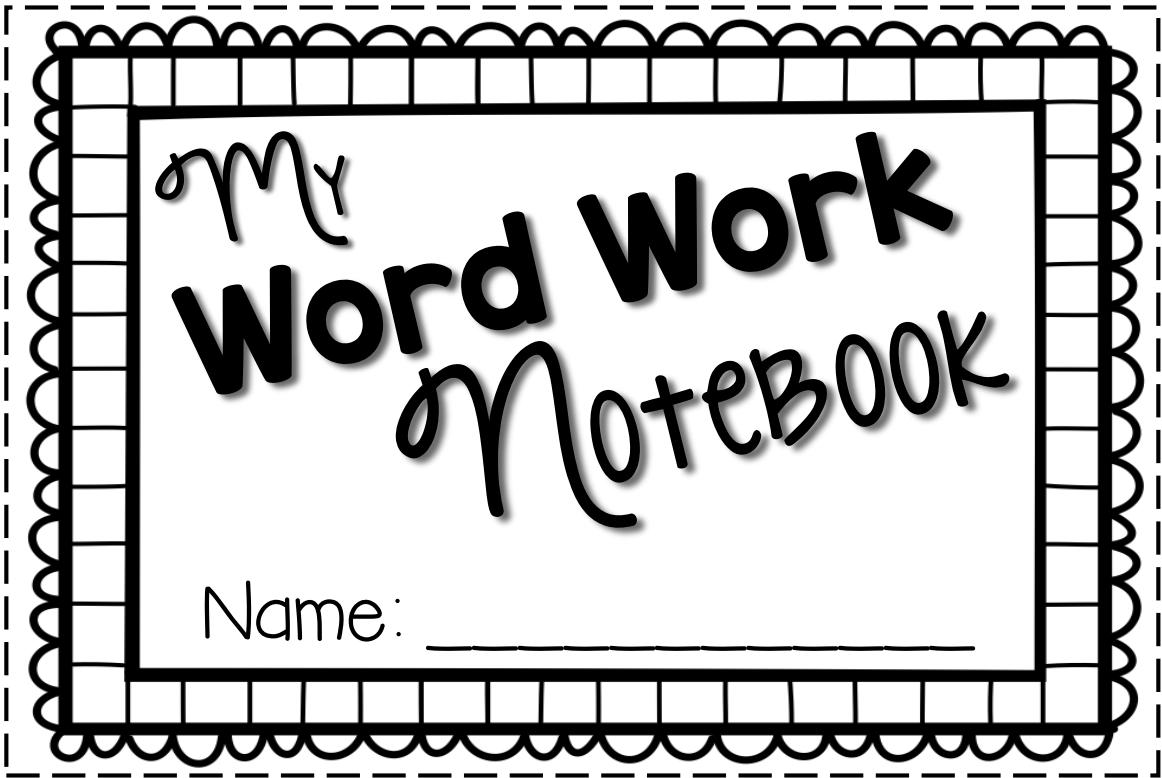
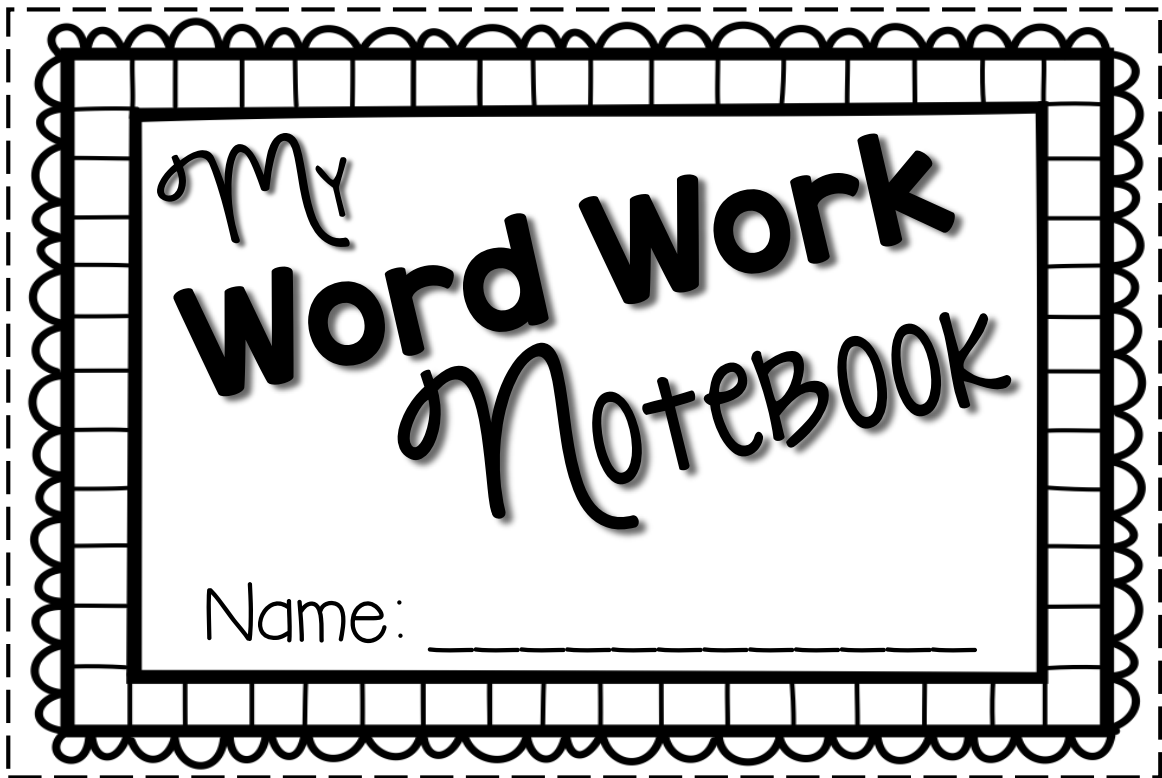
Choose a Notebook Cover Page

You'll find both full-page and half-page notebook covers. Students will color their cover, cut it out on the dotted line and glue onto the front of their notebook.



Create Some Storage

Since your students will be completing each sort several times, they'll need somewhere to keep their cards until they are ready to glue them into their notebooks. I always like to glue or tape a small envelope onto the inside of the front cover and use it as a pocket. To make it even easier for your kiddos to keep track of their cards, use a snack-sized baggie to hold the cards and place the baggie into the envelope.



My
**Word
Work**
Notebook

Name: _____

Directions: Cut out the heading on the dotted line and glue it to the top of your notebook page. Then, cut apart the word cards and sort them under the appropriate category.

SORT #1

Vowel Patterns in One-Syllable Words

VVC

VC

VCC

VCe

chief	wrap	smell	whine
fruit	twig	sharp	theme
brief	when	thank	brave
scout	plot	front	scale
stain	clog	climb	phone
groan	quit	trust	quote

Directions: Cut out the heading on the dotted line and glue it to the top of your notebook page. Then, cut apart the word cards and sort them under the appropriate category.

SORT #2

Adding -ing To Words With VC and VCC Patterns

VC

Double

VCC

Nothing

get	getting	ask	asking
swim	swimming	yell	yelling
run	running	rest	resting
sit	sitting	stand	standing
shut	shutting	pass	passing
pick	picking	jump	jumping

Directions: Cut out the heading on the dotted line and glue it to the top of your notebook page. Then, cut apart the word cards and sort them under the appropriate category.

SORT #3

Adding -ing To Words With Vce and VVC Patterns

Vce

e-drop

VVC

Nothing

use	using	eat	eating
close	closing	moan	moaning
write	writing	dream	dreaming
wave	waving	look	looking
trade	trading	clean	cleaning
skate	skating	mail	mailing

Directions: Cut out the heading on the dotted line and glue it to the top of your notebook page. Then, cut apart the word cards and sort them under the appropriate category.

SORT #4

Review of Double, e-drop and Nothing

Double

e-drop

Nothing

Oddball

setting	hiking	reading	snowing
cutting	moving	adding	fixing
stopping	living	spelling	going
begging	coming	floating	snowing
grinning	having	feeling	working
jogging	taking	talking	pushing
humming			

Directions: Cut out the heading on the dotted line and glue it to the top of your notebook page. Then, cut apart the word cards and sort them under the appropriate category.

SORT #5

Adding -ed To Words

Double

e-drop

Nothing

Oddball

hopped	hoped	joined	started
planned	saved	waited	mixed
grabbed	closed	seemed	chewed
nodded	scored	shouted	helped
stepped	lived	passed	stirred
dropped	named	wanted	acted

Directions: Cut out the heading on the dotted line and glue it to the top of your notebook page. Then, cut apart the word cards and sort them under the appropriate category.

SORT #6

Unusual Past Tense Words

Present

Past

sleep	sweep	slept	swept
keep	drive	kept	drove
slide	bleed	slid	bled
shine	know	shone	knew
freeze	throw	froze	threw
draw	say	drew	said

Directions: Cut out the heading on the dotted line and glue it to the top of your notebook page. Then, cut apart the word cards and sort them under the appropriate category.

SORT #7

Plural Endings: Adding -es

Add -es

Add -s

Oddball

benches

branches

foxes

horses

clothes

speeches

watches

mixes

voices

peaches

scratches

brushes

guesses

changes

sketches

churches

splashes

classes

places

ditches

ashes

crashes

leashes

Directions: Cut out the heading on the dotted line and glue it to the top of your notebook page. Then, cut apart the word cards and sort them under the appropriate category.

SORT #8

Unusual Plurals

fe > ves

**Vowel
Change**

**No
Changes**

wife

wives

foot

feet

sheep

leaf

leaves

woman

women

deer

loaf

loaves

mouse

mice

knife

life

lives

tooth

teeth

knives

wolf

wolves

goose

geese

Directions: Cut out the heading on the dotted line and glue it to the top of your notebook page. Then, cut apart the word cards and sort them under the appropriate category.

SORT #9

y + Inflected Endings

**Base
Word**

**+s
+es**

+ed

+ing

play	plays	played	playing
stay	stays	stayed	staying
spray	sprays	sprayed	spraying
fry	fries	fried	frying
cry	cries	cried	crying
spy	spies	spied	spying

Directions: Cut out the heading on the dotted line and glue it to the side of your notebook page. Then, cut apart the word cards and sort them under the appropriate category.

SORT #10

Compound Words

Bookcase

Lighthouse

Downhill

Headache

Snowman

bookmark	lightweight	downstairs
bookworm	daylight	downtown
cookbook	flashlight	downpour
scrapbook	sunlight	countdown
headfirst	headlight	headphones
headstrong	snowstorm	snowplow
snowflake		

Directions: Cut out the heading on the dotted line and glue it to the side of your notebook page. Then, cut apart the word cards and sort them under the appropriate category.

SORT #11

More Compound Words

Somebody

Himself

Anyone

Everything

Without

Inside

something	themselves
sometime	yourself
somewhere	herself
somehow	myself
someone	itself
everyone	anything
beside	nothing
sideways	checkout
outside	throughout

Directions: Cut out the heading on the dotted line and glue it to the top of your notebook page. Then, cut apart the word cards and sort them under the appropriate category.

SORT #12

Syllable Juncture in VCV and VCCV Patterns

VCV

VCCV

Oddball

super

over

supper

rabbit

diner

ruler

dinner

kitten

tiger

crazy

happy

hello

later

open

pretty

letter

paper

tiny

penny

lesson

even

busy

puppy

summer

Directions: Cut out the heading on the dotted line and glue it to the top of your notebook page. Then, cut apart the word cards and sort them under the appropriate category.

SORT #13

More Syllable Juncture in VCV & VCCV Patterns

VCV

**VCCV
Doublet**

**VCCV
Different**

Oddball

silent	happen	number	chapter
female	better	winter	member
fever	follow	problem	blanket
moment	funny	after	window
water	yellow	finger	sister
only	pattern	bottom	pillow

Directions: Cut out the heading on the dotted line and glue it to the top of your notebook page. Then, cut apart the word cards and sort them under the appropriate category.

SORT #14

Syllable Juncture in VCV and VVCV Patterns

V/CV
(long)

V/CV
(short)

VVCV
(long)

human	never	reason	seven
pilot	river	present	meeting
frozen	visit	second	peanut
student	wagon	minute	leader
humor	planet	music	sneaker
lazy	lemon	finish	easy

Directions: Cut out the heading on the dotted line and glue it to the top of your notebook page. Then, cut apart the word cards and sort them under the appropriate category.

SORT #15

More Syllable Juncture in VCCCV & VV Patterns

VCC / CV

VC / CCV

V / V

athlete

pilgrim

inspect

create

lion

kingdom

complete

children

poet

diet

pumpkin

monster

mushroom

riot

poem

halfway

kitchen

hundred

duet

giant

English

control

cruel

trial

Directions: Cut out the heading on the dotted line and glue it to the top of your notebook page. Then, cut apart the word cards and sort them under the appropriate category.

SORT #16

Open & Closed Syllables & Inflected Endings

VCV

VCCV

VVCV

hoping

hopping

cleaned

hunted

quoted

plotting

telling

leaking

faded

wrapped

letting

greeted

racing

nodded

skipped

shouting

skated

painted

joking

floated

saving

painting

winning

needed

Directions: Cut out the heading on the dotted line and glue it to the top of your notebook page. Then, cut apart the word cards and sort them under the appropriate category.

SORT #17

Long -a Patterns in Accented Syllables

1st

2nd

Oddball

rainbow	bracelet	awake	escape
painter	pavement	contain	amaze
raisin	basement	complain	today
crayon	payment	decay	explain
mayor	chocolate	mistake	remain
maybe	again	parade	obey

Directions: Cut out the heading on the dotted line and glue it to the top of your notebook page. Then, cut apart the word cards and sort them under the appropriate category.

SORT #18

Long -i Patterns in Accented Syllables

1st

2nd

Oddball

frighten	sidewalk	beside	combine
ninety	highway	delight	arrive
higher	brightly	surprise	provide
driveway	Machine	decide	invite
slightly	Forgive	advice	describe
lightning	favorite	survive	polite

Directions: Cut out the heading on the dotted line and glue it to the top of your notebook page. Then, cut apart the word cards and sort them under the appropriate category.

SORT #19

Long -o Patterns in Accented Syllables

1st

2nd

Oddball

toaster	poster	below	approach
hostess	soapy	explode	awoke
lonely	bowling	suppose	erode
owner	soldier	compose	loafer
lower	postage	decode	Europe
lonesome	coaster	remote	alone

Directions: Cut out the heading on the dotted line and glue it to the top of your notebook page. Then, cut apart the word cards and sort them under the appropriate category.

SORT #20

Long -u Patterns in Accented Syllables

1st

2nd

rooster	noodle	include	pollute
Tuesday	scooter	refuse	reduce
useful	beauty	amuse	balloon
jewel	cougar	confuse	cartoon
doodle	fewer	cocoon	raccoon
toothache	chewy	excuse	shampoo

Directions: Cut out the heading on the dotted line and glue it to the top of your notebook page. Then, cut apart the word cards and sort them under the appropriate category.

SORT #21

Long -e Patterns in Accented Syllables

1st Short

1st Long

2nd Long

feather	needle	people	succeed
leather	season	thirteen	increase
heavy	reader	repeat	compete
pleasant	feature	healthy	defeat
sweater	freedom	eastern	indeed
steady	meaning	fifteen	extreme

Directions: Cut out the heading on the dotted line and glue it to the top of your notebook page. Then, cut apart the word cards and sort them under the appropriate category.

SORT #22

Ambiguous Vowels in Accented Syllables

1st

2nd

voyage	drowsy	country	destroy	about
moisture	counter	trouble	appoint	allow
loyal	thousand	double	avoid	amount
poison	coward	southern	annoy	around
noisy	powder	county	employ	

Directions: Cut out the heading on the dotted line and glue it to the top of your notebook page. Then, cut apart the word cards and sort them under the appropriate category.

SORT #23

More Ambiguous Vowels in Accented Syllables

au

aw

al

Oddball

saucer	sausage	awful	also
author	auction	awkward	always
August	haunted	lawyer	almost
autumn	laughed	awesome	although
laundry	all right	gnawed	already
caution	faucet	gawking	flawless

Directions: Cut out the heading on the dotted line and glue it to the top of your notebook page. Then, cut apart the word cards and sort them under the appropriate category.

SORT #24

R-influenced a in Accented Syllables

**1st
ar**

**1st
Long -a**

**2nd
Long -a**

Oddball

garden	barber	airplane	compare
market	toward	parents	aware
carpet	pardon	haircut	despair
harvest	fairy	dairy	repair
marble	partner	carry	declare
hardly	barely	careful	beware

Directions: Cut out the heading on the dotted line and glue it to the top of your notebook page. Then, cut apart the word cards and sort them under the appropriate category.

SORT #25

R-influenced o in Accented Syllables

1st

2nd

Oddball

morning	northern	before	adore
shorter	border	record	inform
order	corn-cob	perform	forty
forest	chorus	ashore	ignore
corner	florist	report	sorry
normal	stormy	explore	reward

Directions: Cut out the heading on the dotted line and glue it to the top of your notebook page. Then, cut apart the word cards and sort them under the appropriate category.

SORT #26

Words With The w or /w/ Sound Before The Vowel

war

wor

wa

warmth	dwarf	worker	watch
wardrobe	backward	worse	waffle
warning	swarm	world	wander
warden	quarrel	worry	squat
warrior	worthwhile	worthy	squash
quarter	squad	worship	squabble

Directions: Cut out the heading on the dotted line and glue it to the top of your notebook page. Then, cut apart the word cards and sort them under the appropriate category.

SORT #27

Schwa+r Spelled er, ir and ur in 1st Syllable

er

ir

ur

Oddball

nervous	thirty	sturdy	during
person	firmly	purpose	Thursday
perfect	dirty	further	service
certain	birthday	hurry	furnish
mermaid	thirsty	purple	spirit
perhaps	birdbath	turtle	every

Directions: Cut out the heading on the dotted line and glue it to the top of your notebook page. Then, cut apart the word cards and sort them under the appropriate category.

SORT #28

Schwa+r and r-influenced e in Accented Syllables

er =
/ur/

ear =
/ur/

ear / ere
/ eer

mercy	early	nearby	severe
sermon	earthquake	teardrop	sincere
serpent	learner	spearmint	adhere
hermit	pearly	yearbook	merely
thermos	rehearse	appear	career
kernel	yearn	dreary	cheerful

Directions: Cut out the heading on the dotted line and glue it to the top of your notebook page. Then, cut apart the word cards and sort them under the appropriate category.

SORT #29

Unaccented Final Syllable (le)

VCle

**VCCle
Doublet**

VCCle

title	rifle	little	simple
cradle	bridle	middle	paddle
able	bugle	settle	giggle
sample	jungle	handle	candle
apple	tremble	single	muscle
table	cable	bottle	battle

Directions: Cut out the heading on the dotted line and glue it to the side of your notebook page. Then, cut apart the word cards and sort them under the appropriate category.

SORT #30

Unaccented Final Syllable (le, el, il, al)

-le

-el

-il

-al

Oddball

cattle	model	until
saddle	level	April
couple	angel	fossil
angle	novel	evil
fragile	cancel	pencil
special	vowel	travel
final	total	metal
signal	local	journal

Directions: Cut out the heading on the dotted line and glue it to the top of your notebook page. Then, cut apart the word cards and sort them under the appropriate category.

SORT #31

Unaccented Final Syllable (er, ar, or)

-er

-or

-ar

other	under	color	motor	collar
mother	father	doctor	rumor	dollar
weather	flower	favor	tractor	solar
cover	spider	flavor	harbor	sugar
silver	rather	mirror	grammar	

Directions: Cut out the heading on the dotted line and glue it to the top of your notebook page. Then, cut apart the word cards and sort them under the appropriate category.

SORT #32

Agents and Comparatives

**People Who
Do Things**

**Words Used
To Compare**

dancer	actor	beggar	bigger
dreamer	writer	sailor	sooner
driver	shopper	traitor	longer
farmer	swimmer	tutor	smaller
younger	older	smoother	brighter
jogger	voter	burglar	fresher

Directions: Cut out the heading on the dotted line and glue it to the side of your notebook page. Then, cut apart the word cards and sort them under the appropriate category.

SORT #33

Unaccented Final Syllables (/chur /zhur /yur /)

**-cher =
/chur /**

**-ture =
/chur /**

**-sure =
/zhur /**

**-ure =
/yur /**

Oddball

catcher	picture	pasture
rancher	nature	posture
teacher	capture	torture
pitcher	future	culture
creature	mixture	injure
measure	figure	pressure
failure	pleasure	senior
leisure	danger	treasure

Directions: Cut out the heading on the dotted line and glue it to the side of your notebook page. Then, cut apart the word cards and sort them under the appropriate category.

SORT #34

Unaccented Final Syllables (en, on, ain, in)

-en

-on

-ain

-in

Oddball

broken	dragon	mountain
eleven	cotton	captain
hidden	gallon	bargain
heaven	ribbon	fountain
chosen	prison	curtain
stolen	bacon	mitten
cousin	cabin	napkin
penguin	muffin	mission

Directions: Cut out the heading on the dotted line and glue it to the top of your notebook page. Then, cut apart the word cards and sort them under the appropriate category.

SORT #35

Unaccented Final Syllables (et, it, ate)

-et

-it

-ate

Oddball

jacket	comet	edit	orbit	climate
secret	rocket	unit	summit	private
target	closet	credit	bandit	pirate
racket	magnet	limit	merit	senate
quiet	ballet	habit	buffet	

Directions: Cut out the heading on the dotted line and glue it to the top of your notebook page. Then, cut apart the word cards and sort them under the appropriate category.

SORT #36

Final -y, -ey and -ie

-ey

-ie

-y = e

-y = i

money	cookie	very	July
monkey	movie	candy	deny
journey	brownie	dizzy	reply
valley	goalie	twenty	volley
turkey	eerie	cherry	story
donkey	pinkie	body	berry

Directions: Cut out the heading on the dotted line and glue it to the top of your notebook page. Then, cut apart the word cards and sort them under the appropriate category.

SORT #37

Y + Inflected Endings

+ing

+ed

+s

obeying	obeyed	obeys	hurrying
enjoying	enjoyed	enjoys	hurried
decaying	decayed	decays	hurries
replying	replied	replies	carrying
studying	studied	studies	carried
copying	copied	copies	carries

Directions: Cut out the heading on the dotted line and glue it to the top of your notebook page. Then, cut apart the word cards and sort them under the appropriate category.

SORT #38

Unaccented Initial Syllables (a-, de-, be-)

a-

de-

be-

Oddball

away	afraid	debate	because
another	aloud	degree	believe
awhile	agreed	depend	between
along	divide	desire	beneath
among	desire	develop	beyond
against	upon	defend	begun

Directions: Cut out the heading on the dotted line and glue it to the top of your notebook page. Then, cut apart the word cards and sort them under the appropriate category.

SORT #39

Initial Hard and Soft G & C

**Soft
c**

**Soft
g**

**Hard
c**

**Hard
g**

cement	gentle	correct	gather
circle	gymnast	common	gossip
central	giraffe	contest	golden
cyclist	genius	college	garage
cider	general	custom	gutter
cereal	gingerbread	collect	century

Directions: Cut out the heading on the dotted line and glue it to the top of your notebook page. Then, cut apart the word cards and sort them under the appropriate category.

SORT #40

S and Soft C and G in The Final Syllable

ce =
/s/

ss =
/s/

-ge =
/j/

age =
/ij/

notice	recess	budget	bandage
police	princess	midget	garbage
sentence	actress	gadget	manage
distance	address	surgeon	luggage
office	compass	practice	package
science	courage	message	village

Directions: Cut out the heading on the dotted line and glue it to the top of your notebook page. Then, cut apart the word cards and sort them under the appropriate category.

SORT #41

More Words With g

gu-

-gue

-g

Oddball

guess	tongue	ladybug	gauge
guard	vague	zigzag	language
guitar	league	shrug	argue
guide	fatigue	iceberg	dialog
guilty	plague	strong	catalog
guest	intrigue		

Directions: Cut out the heading on the dotted line and glue it to the side of your notebook page. Then, cut apart the word cards and sort them under the appropriate category.

SORT #42

The Sound of K Spelled ck, ic and x

-ck

-ck-

-ic

-x

Oddball

shock	chicken	magic
quick	pocket	attic
hammock	nickel	traffic
attack	pickle	topic
ticket	buckle	picnic
Relax	Frantic	Fabric
index	plastic	perplex
stomach	complex	metric

Directions: Cut out the heading on the dotted line and glue it to the top of your notebook page. Then, cut apart the word cards and sort them under the appropriate category.

SORT #43

Spellings With qu

1st Syllable

2nd Syllable

qu = /k/

question

quiver

equal

banquet

antique

quality

quizzes

frequent

inquire

racquet

squirrel

queasy

tranquil

liquid

mosquito

squirm

squeaky

request

require

conquer

quaint

technique

sequel

sequence

Directions: Cut out the heading on the dotted line and glue it to the side of your notebook page. Then, cut apart the word cards and sort them under the appropriate category.

SORT #44

Words With Silent Consonants

Silent f	Silent g	Silent w	Silent k	Silent h	Silent gh
--------------------	--------------------	--------------------	--------------------	--------------------	---------------------

castle	design	wrinkle
whistle	resign	wreckage
fasten	assign	answer
listen	through	wrestle
often	brought	bought
knuckle	honest	knowledge
honor	soften	rhyme
thought	rhythm	though

Directions: Cut out the heading on the dotted line and glue it to the top of your notebook page. Then, cut apart the word cards and sort them under the appropriate category.

SORT #45

gh and ph

ph-

-ph-

gh = /f/

silent gh

phrase	alphabet	enough	daughter
physics	dolphin	cough	naughty
phantom	elephant	tough	taught
phone	nephew	rough	caught
paragraph	orphan	laughter	fought
triumph	trophy		

Directions: Cut out the heading on the dotted line and glue it to the top of your notebook page. Then, cut apart the word cards and sort them under the appropriate category.

SORT #46

Prefixes (re-, un-)

re-

un-

Oddball

rebuild	retrace	unable	unsteady
recopy	retake	unkind	unusual
recycle	retell	unfair	unbeaten
refill	review	uneven	unselfish
reuse	remodel	unequal	uncertain
rewrite	uncle	unhappy	reptile

Directions: Cut out the heading on the dotted line and glue it to the top of your notebook page. Then, cut apart the word cards and sort them under the appropriate category.

SORT #47

Prefixes (dis-, mis-, pre-)

dis-

mis-

pre-

Oddball

disagree	disloyal	misspell	preschool	pretest
dislike	disappear	mistreat	prefix	precaution
disable	discomfort	mismatch	premature	misjudge
disobey	precious	misplace	preteen	preheat
discover	dishonest	misbehave	preview	

Directions: Cut out the heading on the dotted line and glue it to the top of your notebook page. Then, cut apart the word cards and sort them under the appropriate category.

SORT #48

Prefixes (ex-, non-, in-, fore-)

ex-

non-

in-

fore-

exit	nonsense	incomplete	forecast
extend	nonfiction	incorrect	forearm
extra	nonstop	indecent	forehead
express	nonfat	income	foresee
exclude	expand	indoor	foreshadow
exclaim	insight	indent	foremost

Directions: Cut out the heading on the dotted line and glue it to the top of your notebook page. Then, cut apart the word cards and sort them under the appropriate category.

SORT #49

Prefixes (uni-, bi-, tri-, other numbers)

uni-

bi-

tri-

other

unicycle	bicycle	tricycle	quadrangle
united	biweekly	trilogy	pentagon
unicorn	bisect	triangle	octagon
unique	bilingual	triple	octopus
union	universe	triplet	October
unison	uniform	tripod	trio

Directions: Cut out the heading on the dotted line and glue it to the top of your notebook page. Then, cut apart the word cards and sort them under the appropriate category.

SORT #50

Suffixes (-y, -ly, -ily)

-y

-ly

-ily

sunny	stormy	slowly	loudly	happily
rainy	chilly	quickly	daily	easily
foggy	cloudy	clearly	roughly	angrily
snowy	windy	dimly	smoothly	lazily
misty	breezy	quietly	noisily	

Directions: Cut out the heading on the dotted line and glue it to the top of your notebook page. Then, cut apart the word cards and sort them under the appropriate category.

SORT #51

Comparatives (-er, -est)

-er

-est

-ier

-iest

braver	bravest	happier	happiest
calmer	calmest	easier	easiest
closer	closest	prettier	prettiest
stronger	strongest	crazier	craziest
cooler	coolest	dirtier	dirtiest
hotter	hottest	weaker	weakest

Directions: Cut out the heading on the dotted line and glue it to the top of your notebook page. Then, cut apart the word cards and sort them under the appropriate category.

SORT #52

Suffixes (-ness, -ful, -less)

-ness

-ful

-less

combination

darkness	graceful	homeless	carelessness
goodness	colorful	hopeless	thankfulness
weakness	faithful	worthless	helplessness
illness	thoughtful	restless	peacefulness
kindness	painful	penniless	dreadful
happiness	fearful	harmless	plentiful

Directions: Cut out the heading on the dotted line and glue it to the top of your notebook page. Then, cut apart the word cards and sort them under the appropriate category.

SORT #53

Homophones

berry	bury	vary	very
cellar	seller	hire	higher
weather	whether	desert	dessert
allowed	aloud	metal	medal
flour	flower	chews	choose
bored	board	merry	marry
they're	there	their	

Directions: Cut out the heading on the dotted line and glue it to the top of your notebook page. Then, cut apart the word cards and sort them under the appropriate category.

SORT #54

Homographs

Noun

Verb

present	subject	present	subject
desert	reject	desert	reject
record	produce	record	produce
permit	conduct	permit	conduct
rebel	export	rebel	export
object	contract	object	contract

Directions: Cut out the heading on the dotted line and glue it to the side of your notebook page. Then, cut apart the word cards and sort them under the appropriate category.

SORT #55

i Before e Except After c

ie =
long -e

ei =
long -e

cei =
long -e

ei =
long -a

Oddball

thief	seize	receive
niece	weird	ceiling
priest	either	deceive
grief	neither	conceit
shield	mischief	receipt
relieve	belief	yield
neighbor	eighteen	weigh
sleigh	freight	reign

Directions: Cut out the heading on the dotted line and glue it to the top of your notebook page. Then, cut apart the word cards and sort them under the appropriate category.

SORT #56

Geography Syllable Sort

**2
Syllables**

**3
Syllables**

**4
Syllables**

ocean	continent	equator	geography
island	hemisphere	Pacific	environment
Europe	Atlantic	Africa	America
climate	Australia	Antarctic	population
Arctic	tropical	peninsula	information
Asia	Indian	temperature	

Thank You So
Much for
Your Purchase!



With THANKS and much

GRATITUDE to...



Created By
Teacher's Breathing Space © 2017